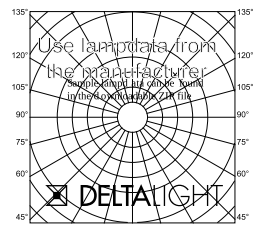
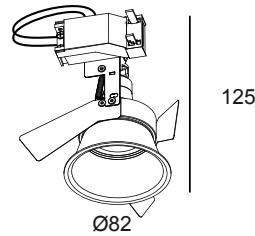




**DEEP RINGO Hi IP S2 W**  
202 014 26 W

AVAILABLE IN  
**BLACK** 202 014 26 B  
**WHITE** 202 014 26 W



 [View on website](#)

**General info**

<b>LOCATION</b>	indoor
<b>INSTALLATION</b>	Ceiling Recessed
<b>CUTOUT SHAPE/SIZE (MM)</b>	round - 76
<b>RECESSED DEPTH (MM)</b>	125
<b>THICKNESS OF MOUNTING SURFACE (MM)</b>	max.15
<b>INGRESS PROTECTION</b>	IP44
<b>WEIGHT (KG)</b>	0.1
<b>ADJUSTABILITY</b>	non adjustable

**Electrical info**

	1 x QPAR51 max.35W
<b>CLASS</b>	II
<b>DIM TYPE</b>	mains (phase cut-off)

**Lightsource info**






<b>LIGHTSOURCE NAME</b>	GU10
<b>MIN. DISTANCE TO LIGHTSOURCE (M)</b>	0,5

**Remarks**

lamp not included

For detailed installation instructions, please consult the manual: [202\\_014\\_26\\_HAND.pdf](#)

CEILING COMPATIBILITY

Ceiling Type	Mounting Kit
 Concrete	-
 Concrete + plaster	-
 Hollow-core slab	-
 Hollow-core slab + plaster	-
 Stretched ceiling	-

Notes: